







| | | | | | | | | | | |
|---|----------------------|----------|-------|-------|-------|-------|-------|-------|-------|------------------|
|  | Bogen 90° i/i | Art.-Nr. | 20102 | 20103 | 20104 | 20105 | 21106 | 21107 | 21108 | R = 1,5 d |
| | Abmess. | 15 | 18 | 22 | 28 | 35 | 42 | 54 | | |
| | Bedarf | | | | | | | | | |
| | | Art.-Nr. | 21112 | 21113 | 21114 | 21109 | 21110 | 21111 | | R = 1,2 d |
| | Abmess. | 35 | 42 | 54 | 76,1 | 88,9 | 108 | | | |
| | Bedarf | | | | | | | | | |


| | | | | | | | | | | |
|---|----------------------|----------|-------|-------|-------|-------|-------|-------|-------|------------------|
|  | Bogen 90° i/a | Art.-Nr. | 20302 | 20303 | 20304 | 20305 | 23306 | 23307 | 23308 | R = 1,5 d |
| | Abmess. | 15 | 18 | 22 | 28 | 35 | 42 | 54 | | |
| | Bedarf | | | | | | | | | |
| | | Art.-Nr. | 23312 | 23313 | 23314 | 23309 | 23310 | 23311 | | R = 1,2 d |
| | Abmess. | 35 | 42 | 54 | 76,1 | 88,9 | 108 | | | |
| | Bedarf | | | | | | | | | |


| | | | | | | | | | | |
|---|----------------------|----------|-------|-------|-------|-------|-------|-------|-------|------------------|
|  | Bogen 45° i/i | Art.-Nr. | 20602 | 20603 | 20604 | 20605 | 22606 | 22607 | 22608 | R = 1,5 d |
| | Abmess. | 15 | 18 | 22 | 28 | 35 | 42 | 54 | | |
| | Bedarf | | | | | | | | | |
| | | Art.-Nr. | 22612 | 22613 | 22614 | 22609 | 22610 | 22611 | | R = 1,2 d |
| | Abmess. | 35 | 42 | 54 | 76,1 | 88,9 | 108 | | | |
| | Bedarf | | | | | | | | | |


| | | | | | | | | | | |
|--|----------------------|----------|-------|-------|-------|-------|-------|-------|-------|------------------|
|  | Bogen 45° i/a | Art.-Nr. | 20702 | 20703 | 20704 | 20705 | 22706 | 22707 | 22708 | R = 1,5 d |
| | Abmess. | 15 | 18 | 22 | 28 | 35 | 42 | 54 | | |
| | Bedarf | | | | | | | | | |
| | | Art.-Nr. | 22712 | 22713 | 22714 | 22709 | 22710 | 22711 | | R = 1,2 d |
| | Abmess. | 35 | 42 | 54 | 76,1 | 88,9 | 108 | | | |
| | Bedarf | | | | | | | | | |


| | | | | | | | | | | | | |
|---|--------------|----------|-------|-------|-------|-------|-------|-------|-------|-------|-------|-------|
|  | Muffe | Art.-Nr. | 22002 | 22003 | 22004 | 22005 | 22006 | 22007 | 22008 | 22009 | 22010 | 22011 |
| | Abmess. | 15 | 18 | 22 | 28 | 35 | 42 | 54 | 76,1 | 88,9 | 108 | |
| | Bedarf | | | | | | | | | | | |


| | | | | | | | | | | | | |
|---|---------------------|----------|-------|-------|-------|-------|-------|-------|-------|-------|-------|-------|
|  | Schiebemuffe | Art.-Nr. | 22102 | 22103 | 22104 | 22105 | 22106 | 22107 | 22108 | 22109 | 22110 | 22111 |
| | Abmess. | 15 | 18 | 22 | 28 | 35 | 42 | 54 | 76,1 | 88,9 | 108 | |
| | Bedarf | | | | | | | | | | | |


| | | | | | |
|---|----------------------------------|--------------------------|--------------------------|--------------------------|-------|
|  | Übergangsbogen 45° mit AG | Art.-Nr. | 23862 | 23863 | 23864 |
| | Abmess. | 15 - R $\frac{1}{2}$ " * | 18 - R $\frac{1}{2}$ " * | 22 - R $\frac{3}{4}$ " * | |
| | Bedarf | | | | |


| | | | | | | | |
|---|----------------------------------|-------------------------|-------------------------|-------------------------|-----------|--------------------------|-------|
|  | Übergangsbogen 90° mit IG | Art.-Nr. | 23842 | 23843 | 23844 | 23845 | 23846 |
| | Abmess. | 15 - Rp $\frac{1}{2}$ " | 18 - Rp $\frac{1}{2}$ " | 22 - Rp $\frac{3}{4}$ " | 28 - Rp1" | 35 - Rp1 $\frac{1}{4}$ " | |
| | Bedarf | | | | | | |

| | | | | | | | | | |
|---|----------------------------------|------------------------|------------------------|------------------------|----------|-------------------------|-------------------------|----------|-------|
|  | Übergangsbogen 90° mit AG | Art.-Nr. | 23852 | 23853 | 23854 | 23855 | 23856 | 23857 | 23858 |
| | Abmess. | 15 - R $\frac{1}{2}$ " | 18 - R $\frac{1}{2}$ " | 22 - R $\frac{3}{4}$ " | 28 - R1" | 35 - R1 $\frac{1}{4}$ " | 42 - R1 $\frac{1}{2}$ " | 54 - R2" | |
| | Bedarf | | | | | | | | |

| | | | | | | | | | | | |
|---|-----------------------------------|------------------------|------------------------|------------------------|--------------------------|------------------------|----------|-------------------------|-------------------------|----------|-------|
|  | Übergangswinkel 90° mit AG | Art.-Nr. | 23833 | 23840 | 23834 | 23841 | 23835 | 23836 | 23837 | 23838 | 23839 |
| | Abmess. | 15 - R $\frac{1}{2}$ " | 15 - R $\frac{3}{4}$ " | 18 - R $\frac{1}{2}$ " | 18 - R $\frac{3}{4}$ " * | 22 - R $\frac{3}{4}$ " | 28 - R1" | 35 - R1 $\frac{1}{4}$ " | 42 - R1 $\frac{1}{2}$ " | 54 - R2" | |
| | Bedarf | | | | | | | | | | |


| | | | | | | |
|--|----------|-----------|-----------|-----------|---------|-------------|
| Übergangswinkel 90° mit IG  | Art.-Nr. | 23803 | 23804 | 23805 | 23806 | 23807 |
| | Abmess. | 15 - 1/2" | 18 - 1/2" | 22 - 3/4" | 28 - 1" | 35 - 1 1/4" |
| | Bedarf | | | | | |


| | | |
|--|----------|-----------|
| Ansatzwinkel 90°, IG/a Einschiebende  | Art.-Nr. | 23203 |
| | Abmess. | 15 - 1/2" |
| | Bedarf | |


| | | | | | | | | | | | |
|--|----------|-----------|-----------|-----------|-----------|-----------|-----------|-----------|-----------|---------|-----------|
| T-Stück mit IG  | Art.-Nr. | 21302 | 21304 | 21305 | 21306 | 21307 | 21308 | 21309 | 21310 | 21311 | 21312 |
| | Abmess. | 15 - 3/8" | 15 - 1/2" | 18 - 1/2" | 18 - 3/4" | 22 - 1/2" | 22 - 3/4" | 28 - 1/2" | 28 - 3/4" | 28 - 1" | 35 - 1/2" |
| | Bedarf | | | | | | | | | | |


| | | | | | | | | | | |
|----------|-----------|-------------|-----------|-----------|-------------|-----------|-----------|---------|-------------|-----------|
| Art.-Nr. | 21313 | 21314 | 21316 | 21317 | 21318 | 21320 | 21321 | 21324 | 21326 | 21329 |
| Abmess. | 35 - 3/4" | 35 - 1 1/4" | 42 - 1/2" | 42 - 3/4" | 42 - 1 1/2" | 54 - 1/2" | 54 - 3/4" | 54 - 2" | 76,1 - 3/4" | 76,1 - 2" |
| Bedarf | | | | | | | | | | |

| | | | | |
|----------|-------------|-----------|------------|----------|
| Art.-Nr. | 21331 | 21334 | 21336 | 21339 |
| Abmess. | 88,9 - 3/4" | 88,9 - 2" | 108 - 3/4" | 108 - 2" |
| Bedarf | | | | |

| | | | | | | |
|--|----------|--------------|--------------|--------------|----------|---------------|
| T-Stück mit AG  | Art.-Nr. | 21454 | 21455 | 21458 | 21461 | 21464 |
| | Abmess. | 15-1/2"-15 * | 18-1/2"-18 * | 22-3/4"-22 * | 28-1"-28 | 35-1 1/4"-35* |
| | Bedarf | | | | | |

| | | | | | | | | | | | |
|---|----------|-------|-------|-------|-------|-------|-------|-------|-------|-------|-------|
| T-Stück  | Art.-Nr. | 21002 | 21003 | 21004 | 21005 | 21006 | 21007 | 21008 | 21009 | 21010 | 21011 |
| | Abmess. | 15 | 18 | 22 | 28 | 35 | 42 | 54 | 76,1 | 88,9 | 108 |
| | Bedarf | | | | | | | | | | |


| | | | |
|--|----------|----------|----------|
| Verschobenes T-Stück  | Art.-Nr. | 21470 | 21471 |
| | Abmess. | 15-1/2 * | 18-1/2 * |
| | Bedarf | | |


| | | | | | | | | | | | |
|---|----------|-------|-------|-------|-------|-------|-------|-------|-------|-------|-------|
| T-Stück reduziert  | Art.-Nr. | 21204 | 21206 | 21207 | 21209 | 21210 | 21211 | 21212 | 21213 | 21214 | 21215 |
| | Abmess. | 18-15 | 22-15 | 22-18 | 28-15 | 28-18 | 28-22 | 35-15 | 35-18 | 35-22 | 35-28 |
| | Bedarf | | | | | | | | | | |


| | | | | | | | | | | |
|----------|-------|-------|-------|-------|-------|-------|-------|-------|-------|-------|
| Art.-Nr. | 21216 | 21217 | 21218 | 21219 | 21220 | 21221 | 21222 | 21223 | 21224 | 21225 |
| Abmess. | 42-15 | 42-18 | 42-22 | 42-28 | 42-35 | 54-15 | 54-18 | 54-22 | 54-28 | 54-35 |
| Bedarf | | | | | | | | | | |


| | | | | | | | | | | |
|----------|-------|---------|---------|---------|---------|---------|---------|---------|---------|---------|
| Art.-Nr. | 21226 | 21229 | 21230 | 21231 | 21232 | 21233 | 21236 | 21237 | 21238 | 21239 |
| Abmess. | 54-42 | 76,1-22 | 76,1-28 | 76,1-35 | 76,1-42 | 76,1-54 | 88,9-22 | 88,9-28 | 88,9-35 | 88,9-42 |
| Bedarf | | | | | | | | | | |


| | | | | | | | | | |
|----------|---------|-----------|--------|--------|--------|--------|--------|----------|----------|
| Art.-Nr. | 21240 | 21241 | 21244 | 21245 | 21246 | 21247 | 21248 | 21249 | 21250 |
| Abmess. | 88,9-54 | 88,9-76,1 | 108-22 | 108-28 | 108-35 | 108-42 | 108-54 | 108-76,1 | 108-88,9 |
| Bedarf | | | | | | | | | |


| | | | | | | | | |
|--|----------|-----------|-----------|-----------|---------|---------------|-------------|---------|
| Absatzmuffe AG  | Art.-Nr. | 21932 | 21933 | 21936 | 21937 | 21938 | 21939 | 21940 |
| | Abmess. | 15 - 1/2" | 18 - 1/2" | 22 - 3/4" | 28 - 1" | 35 - 1 1/4" * | 42 - 1 1/2" | 54 - 2" |
| | Bedarf | | | | | | | |


| | | | | | | | | | | |
|--|----------|-----------|-----------|-----------|-----------|-----------|---------|-------------|-------------|---------|
| Absatzmuffe IG  | Art.-Nr. | 21952 | 21953 | 21954 | 21955 | 21956 | 21957 | 21958 | 21959 | 21960 |
| | Abmess. | 15 - 1/2" | 18 - 1/2" | 18 - 3/4" | 22 - 1/2" | 22 - 3/4" | 28 - 1" | 35 - 1 1/4" | 42 - 1 1/2" | 54 - 2" |
| | Bedarf | | | | | | | | | |


| | | | | | | | | | | | | |
|---|------------------------|----------|-------------|-----------|-------------|-------------|-------------|-------------|-------------|---------|---------------|-----------|
|  | Übergang mit AG | Art.-Nr. | 21702 | 21703 | 21714 | 21704 | 21705 | 21715 | 21707 | 21716 | 21717 | 21708 |
| | | Abmess. | 15 - 3/8" | 15 - 1/2" | 15 - 3/4" | 18 - 1/2" | 18 - 3/4" | 22 - 1/2" | 22 - 3/4" | 22 - 1" | 28 - 3/4" | 28 - 1" |
| | | Bedarf | | | | | | | | | | |
| | | Art.-Nr. | 21718 | 21719 | 21709 | 21720 | 21721 | 21710 | 21722 | 21711 | 21713 | 21724 |
| | | Abmess. | 28 - 1 1/4" | 35 - 1" | 35 - 1 1/4" | 35 - 1 1/2" | 42 - 1 1/4" | 42 - 1 1/2" | 54 - 1 1/2" | 54 - 2" | 76,1 - 2 1/2" | 88,9 - 3" |
| | | Bedarf | | | | | | | | | | |


| | | | | | | | | | | | | |
|---|------------------------|----------|-----------|-------------|-------------|-------------|-------------|-------------|---------|-----------|---------|-------------|
|  | Übergang mit IG | Art.-Nr. | 21802 | 21823 | 21803 | 21804 | 21805 | 21806 | 21824 | 21819 | 21809 | 21825 |
| | | Abmess. | 15 - 1/2" | 15 - 3/4" | 18 - 1/2" | 18 - 3/4" | 22 - 1/2" | 22 - 3/4" | 22 - 1" | 28 - 3/4" | 28 - 1" | 28 - 1 1/4" |
| | | Bedarf | | | | | | | | | | |
| | | Art.-Nr. | 21820 | 21811 | 21826 | 21821 | 21814 | 21822 | 21818 | | | |
| | | Abmess. | 35 - 1" | 35 - 1 1/4" | 35 - 1 1/2" | 42 - 1 1/4" | 42 - 1 1/2" | 54 - 1 1/2" | 54 - 2" | | | |
| | | Bedarf | | | | | | | | | | |


| | | | | | | | | | |
|--|---|----------|-----------|-----------|---------|-------------|-------------|-------------|-------------|
|  | Doppelanschlussverschraubung Überwurfm.Ms. | Art.-Nr. | 25372 | 25373 | 25374 | 25375 | 25376 | 25377 | 25378 |
| | | Abmess. | 3/4" - 15 | 3/4" - 18 | 1" - 22 | 1 1/4" - 28 | 1 1/2" - 35 | 1 3/4" - 42 | 2 3/8" - 54 |
| | | Bedarf | | | | | | | |


| | | | | | | | | | |
|--|---|----------|-------------|-------------|-----------|---------------|---------------|---------------|---------------|
|  | Doppelanschlussverschraubung Überwurfm.Edelstahl | Art.-Nr. | 25320 | 25321 | 25322 | 25323 | 25324 | 25325 | 25326 |
| | | Abmess. | 3/4" - 15 * | 3/4" - 18 * | 1" - 22 * | 1 1/4" - 28 * | 1 1/2" - 35 * | 1 3/4" - 42 * | 2 3/8" - 54 * |
| | | Bedarf | | | | | | | |


| | | | | | | | | | | | | |
|--|---|----------|-------------|-------------|-------------|-------------|-------------|-------------|-----------|-----------|---------------|---------------|
|  | D-Verschraubung AG, Überwurfm. Ms. | Art.-Nr. | 25360 | 25361 | 25362 | 25363 | 25364 | 25365 | 25366 | 25367 | 25368 | 25369 |
| | | Abmess. | 15 - R 1/2" | 15 - R 3/4" | 18 - R 1/2" | 18 - R 3/4" | 22 - R 1/2" | 22 - R 3/4" | 22 - R 1" | 28 - R 1" | 35 - R 1 1/4" | 42 - R 1 1/2" |
| | | Bedarf | | | | | | | | | | |
| | | | Art.-Nr. | 25370 | | | | | | | | |
| | | Abmess. | 54 - R 2" | | | | | | | | | |
| | | Bedarf | | | | | | | | | | |


| | | | | | | | | | | | | |
|---|---|----------|-------------|-------------|-------------|-------------|-------------|-------------|-----------|---------|---------------|-------------|
|  | D-Verschraubung AG, Überwurfm. Edelstahl | Art.-Nr. | 25330 | 25331 | 25332 | 25333 | 25334 | 25335 | 25336 | 25337 | 25338 | 25339 |
| | | Abmess. | 15 - 1/2" * | 15 - 3/4" * | 18 - 1/2" * | 18 - 3/4" * | 22 - 1/2" * | 22 - 3/4" * | 22 - 1" * | 28 - 1" | 35 - 1 1/4" * | 42 - 1 1/2" |
| | | Bedarf | | | | | | | | | | |
| | | | Art.-Nr. | 25340 | | | | | | | | |
| | | Abmess. | 54 - 2" * | | | | | | | | | |
| | | Bedarf | | | | | | | | | | |


| | | | | | | | | | | | | |
|--|---|----------|-----------|-----------|-----------|-----------|-----------|---------|---------|-------------|-------------|---------|
|  | D-Verschraubung IG, Überwurfm. Ms. | Art.-Nr. | 25350 | 25357 | 25351 | 25358 | 25352 | 25359 | 25353 | 25354 | 25355 | 25356 |
| | | Abmess. | 15 - 1/2" | 15 - 3/4" | 18 - 1/2" | 18 - 3/4" | 22 - 3/4" | 22 - 1" | 28 - 1" | 35 - 1 1/4" | 42 - 1 1/2" | 54 - 2" |
| | | Bedarf | | | | | | | | | | |


| | | | | | | | | | | | | |
|---|---|----------|-------------|-------------|-------------|-------------|-------------|-----------|-----------|---------------|---------------|-----------|
|  | D-Verschraubung IG, Überwurfm. Edelstahl | Art.-Nr. | 25300 | 25301 | 25302 | 25303 | 25304 | 25305 | 25306 | 25307 | 25308 | 25309 |
| | | Abmess. | 15 - 1/2" * | 15 - 3/4" * | 18 - 1/2" * | 18 - 3/4" * | 22 - 3/4" * | 22 - 1" * | 28 - 1" * | 35 - 1 1/4" * | 42 - 1 1/2" * | 54 - 2" * |
| | | Bedarf | | | | | | | | | | |


| | | | | | | | | | | | |
|---|--|----------|-----------|-----------|---------|-------------|-------------|-------------|-------------|-------------|-------------|
|  | AS-Verschraubung, Überwurfm., Ms. | Art.-Nr. | 25032 | 25033 | 25034 | 25072 | 25035 | 25075 | 25036 | 25037 | 25038 |
| | | Abmess. | 15 - 3/4" | 18 - 3/4" | 22 - 1" | 15 - 1 1/4" | 28 - 1 1/4" | 28 - 1 1/2" | 35 - 1 1/2" | 42 - 1 1/4" | 54 - 2 3/8" |
| | | Bedarf | | | | | | | | | |

| | | | | | | | | | | |
|--|----------|-----------|-----------|---------|------------|----------|------------|------------|------------|------------|
| AS-Verschraubung, Überwurfm., Edelist.  | Art.-Nr. | 25132 | 25133 | 25134 | 25135 | 25136 | 25137 | 25138 | 25139 | 25140 |
| | Abmess. | 15 - ¾" * | 18 - ¾" * | 22 - 1" | 15 - 1¼" * | 28 - 1¼" | 28 - 1½" * | 35 - 1½" * | 42 - 1¾" * | 54 - 2¾" * |
| | Bedarf | | | | | | | | | |


| | | | | |
|---|----------|---------|---------|---------|
| Deckenwinkel 90° mit IG  | Art.-Nr. | 23403 | 23405 | 23407 |
| | Abmess. | 15 - ½" | 18 - ½" | 22 - ¾" |
| | Bedarf | | | |


| | | | | |
|--|----------|---------|----------|---------|
| Deckenwinkel 90° mit IG, lang  | Art.-Nr. | 23423 | 23425 | 23427 |
| | Abmess. | 15 - ½" | 18 - ½"* | 22 - ¾" |
| | Bedarf | | | |

| | | |
|--|----------|---------|
| Deckenwinkel 90° mit IG, 2 Anschl.  | Art.-Nr. | 23503 |
| | Abmess. | 15-Rp½" |
| | Bedarf | |

| | | | | | | | | |
|--|----------|-------|-------|-------|-------|-------|-------|-------|
| Einlegeflansch  | Art.-Nr. | 25719 | 25721 | 25723 | 25725 | 25726 | 25727 | 25728 |
| | Abmess. | 15 ° | 18 ° | 22 ° | 28 ° | 35 ° | 42 ° | 54 ° |
| | Bedarf | | | | | | | |


| | | | | |
|----------------------|----------|-------|-------|-------|
| Sockel Ø 45cm | Art.-Nr. | 25720 | 25722 | 25724 |
| | Abmess. | 15 ° | 18 ° | 22 ° |
| | Bedarf | | | |


| | | | | | | | | | | | |
|---|----------|-------|-------|-------|-------|-------|-------|-------|-------|-------|-------|
| Flansch mit Pressmuffe, PN 16  | Art.-Nr. | 23702 | 23703 | 23704 | 23705 | 23706 | 23707 | 23708 | 23709 | 23710 | 23711 |
| | Abmess. | 15 | 18 | 22 | 28 | 35 | 42 | 54 | 76,1 | 88,9 | 108 |
| | Bedarf | | | | | | | | | | |


| | | | | | | | | | | | |
|---|----------|-------|-------|-------|-------|-------|-------|-------|-------|-------|-------|
| Reduzierung i/a  | Art.-Nr. | 22303 | 22305 | 22306 | 22307 | 22308 | 22309 | 22310 | 22311 | 22312 | 22313 |
| | Abmess. | 18-15 | 22-15 | 22-18 | 28-15 | 28-18 | 28-22 | 35-15 | 35-18 | 35-22 | 35-28 |
| | Bedarf | | | | | | | | | | |


| | | | | | | | | | | | |
|------------------------|----------|-------|-------|-------|-------|-------|-------|-------|-------|-------|-------|
| Reduzierung i/a | Art.-Nr. | 22314 | 22315 | 22316 | 22317 | 22318 | 22319 | 22320 | 22321 | 22322 | 22323 |
| | Abmess. | 42-15 | 42-18 | 42-22 | 42-28 | 42-35 | 54-15 | 54-18 | 54-22 | 54-28 | 54-35 |
| | Bedarf | | | | | | | | | | |


| | | | | | | | | | |
|------------------------|----------|-------|---------|---------|---------|-----------|--------|----------|----------|
| Reduzierung i/a | Art.-Nr. | 22324 | 22330 | 22331 | 22338 | 22339 | 22345 | 22346 | 22348 |
| | Abmess. | 54-42 | 76,1-42 | 76,1-54 | 88,9-54 | 88,9-76,1 | 108-54 | 108-76,1 | 108-88,9 |
| | Bedarf | | | | | | | | |


| | | | | | | | | | | | |
|---|----------|-------|-------|-------|-------|-------|-------|-------|-------|-------|-------|
| Verschlusskappe  | Art.-Nr. | 10222 | 10223 | 10224 | 10225 | 10226 | 10227 | 10228 | 10229 | 10230 | 10231 |
| | Abmess. | 15 | 18 | 22 | 28 | 35 | 42 | 54 | 76,1 | 88,9 | 108 |
| | Bedarf | | | | | | | | | | |


| | | | | | | | | | | | |
|---|----------|-------|-------|-------|-------|-------|-------|-------|-------|-------|-------|
| Verschlussstopfen  | Art.-Nr. | 23212 | 23213 | 23214 | 23215 | 23216 | 23217 | 23218 | 23219 | 23220 | 23221 |
| | Abmess. | 15 | 18 | 22 | 28 | 35 | 42 | 54 | 76,1 | 88,9 | 108 |
| | Bedarf | | | | | | | | | | |


| | | | | | |
|---|----------|-------|-------|-------|-------|
| Sprungbogen 45°  | Art.-Nr. | 20802 | 20803 | 20804 | 20805 |
| | Abmess. | 15 | 18 | 22 | 28 |
| | Bedarf | | | | |


| | | | | | |
|--|----------|-------|-------|-------|-------|
| Überbogen 45°x 45°  | Art.-Nr. | 20812 | 20813 | 20814 | 20815 |
| | Abmess. | 15 ° | 18 ° | 22 ° | 28 |
| | Bedarf | | | | |


| | | | | | | | | | | | | |
|---|----------------------|----------|-------|-------|-------|-------|-------|-------|-------|-------|-------|-------|
|  | Passbogen 90° | Art.-Nr. | 20402 | 20403 | 20404 | 20405 | 20406 | 20407 | 20408 | 20409 | 20410 | 20411 |
| | Abmess. | 15 | 18 | 22 | 28 | 35 | 42 | 54 | 76,1 | 88,9 | 108 | |
| | Bedarf | | | | | | | | | | | |


| | | | | | | | | | | | | |
|---|----------------------|----------|-------|-------|-------|-------|-------|-------|--------|--------|-------|-------|
|  | Passbogen 75° | Art.-Nr. | 20862 | 20863 | 20864 | 20865 | 20866 | 20867 | 20868 | 20869 | 20870 | 20871 |
| | Abmess. | 15 ° | 18 ° | 22 ° | 28 ° | 35 ° | 42 ° | 54 | 76,1 ° | 88,9 ° | 108 ° | |
| | Bedarf | | | | | | | | | | | |


| | | | | | | | | | | | | |
|---|----------------------|----------|-------|-------|-------|-------|-------|-------|--------|--------|-------|-------|
|  | Passbogen 60° | Art.-Nr. | 20942 | 20943 | 20944 | 20955 | 20956 | 20957 | 20958 | 20959 | 20960 | 20961 |
| | Abmess. | 15 ° | 18 ° | 22 ° | 28 ° | 35 ° | 42 ° | 54 | 76,1 ° | 88,9 ° | 108 ° | |
| | Bedarf | | | | | | | | | | | |


| | | | | | | | | | | | | |
|---|----------------------|----------|-------|-------|-------|-------|-------|-------|-------|-------|-------|-------|
|  | Passbogen 45° | Art.-Nr. | 20872 | 20873 | 20874 | 20875 | 20876 | 20877 | 20878 | 20879 | 20880 | 20881 |
| | Abmess. | 15 ° | 18 ° | 22 ° | 28 ° | 35 | 42 ° | 54 | 76,1 | 88,9 | 108 | |
| | Bedarf | | | | | | | | | | | |

| | | | | | | | | | | | | |
|---|----------------------|----------|-------|-------|-------|-------|-------|-------|-------|-------|-------|-------|
|  | Passbogen 30° | Art.-Nr. | 20932 | 20933 | 20934 | 20935 | 20936 | 20937 | 20938 | 20939 | 20940 | 20941 |
| | Abmess. | 15 | 18 ° | 22 ° | 28 | 35 | 42 | 54 | 76,1 | 88,9 | 108 | |
| | Bedarf | | | | | | | | | | | |

| | | | | | | | | | | | | |
|---|----------------------|----------|-------|-------|-------|-------|-------|-------|-------|-------|-------|-------|
|  | Passbogen 15° | Art.-Nr. | 20892 | 20893 | 20894 | 20905 | 20906 | 20907 | 20908 | 20909 | 20910 | 20911 |
| | Abmess. | 15 | 18 ° | 22 ° | 28 | 35 | 42 | 54 | 76,1 | 88,9 | 108 | |
| | Bedarf | | | | | | | | | | | |

| | | | | | | | | | | | |
|---|-------------------------|----------|--------|-------|----------|----------|-------|----------|-------|-------|-------|
|  | Kugelhahn mit IG | Art.-Nr. | 11965 | 11966 | 11967 | 11968 | 11969 | 11970 | 11972 | 11971 | 11973 |
| | Abmess. | 1/2" * | 3/4" * | 1" * | 1 1/4" * | 1 1/2" * | 2" * | 2 1/2" * | 3" * | 4" * | |
| | Bedarf | | | | | | | | | | |

| | | | | | | | | | | | | |
|---|-------------------------|----------|-------|-------|-------|-------|-------|-------|--------|--------|-------|-------|
|  | Kugelhahn mit IG | Art.-Nr. | 23964 | 23965 | 23966 | 23967 | 23968 | 23969 | 23970 | 23871 | 23972 | 23973 |
| | Abmess. | 15 ° | 18 ° | 22 ° | 28 ° | 35 ° | 42 ° | 54 ° | 76,1 ° | 88,9 ° | 108 ° | |
| | Bedarf | | | | | | | | | | | |

| | | | | | | | | | | | | |
|---|--------------------------------------|----------|-------|-------|-------|-------|-------|-------|-------|-------|-------|-------|
|  | Kombimuffe mit Anschweissende | Art.-Nr. | 22021 | 22022 | 22023 | 22024 | 22025 | 22026 | 22027 | 22028 | 22029 | 22030 |
| | Abmess. | 15 ° | 18 ° | 22 | 28 | 35 | 42 | 54 | 76,1 | 88,9 | 108 | |
| | Bedarf | | | | | | | | | | | |